



### District Report Card: 2017


<b>State:</b> Nagaland	<b>District:</b> Zunheboto
<b>Class:</b> 8	<b>Subject:</b> Language
<b>Schools:</b> 25	<b>Students:</b> 288


### Participation/Coverage


#### Students

<div>GENDER</div> <div></div>	Boys		Girls	
	Number	%	Number	%
	135	46.88	153	53.13

<div>AREA</div> <div></div>	Rural		Urban	
	Number	%	Number	%
	199	69.10	89	30.90

<div>CATEGORY</div> <div></div>	SC		ST		OBC		GEN	
	Number	%	Number	%	Number	%	Number	%
	1	0.35	287	99.65	0	0.00	0	0.00

<div>CWSN</div> <div></div>	LD	VI	HI	S&LD	ID	Oth
	0	0	0	1	0	2

<div>Management</div> <div></div>	Government		Government-aided	
	Number	%	Number	%
	288	100.00	0	0.00

### Average Performance of Students in Language (%)

Overall	Gender		Area		Management		Social Group			
	Male	Female	Rural	Urban	Govt.	Aided	SC	ST	OBC	GEN
16.81	16.69	16.91	15.14	20.52	16.81	0.00	26.67	16.77	0.00	0.00

### Performance on Learning Outcomes (LOs)

Learning Outcomes	Description	Average Performance(%)
L813	Read textual/non-textual materials with comprehension and identifies the details, characters, main idea and sequence of ideas and events while reading	16.81

Range of Performance of Students who Answered Correctly							
Below 30%		30% - 50%		50% - 75%		Above 75%	
Number	%	Number	%	Number	%	Number	%
264	91.67	24	8.33	0	0.00	0	0.00

### Lowest Performing Learning Outcomes (LOs)

1 - Read textual/non-textual materials with comprehension and identifies the details, characters, main idea and sequence of ideas and events while reading (16.81)